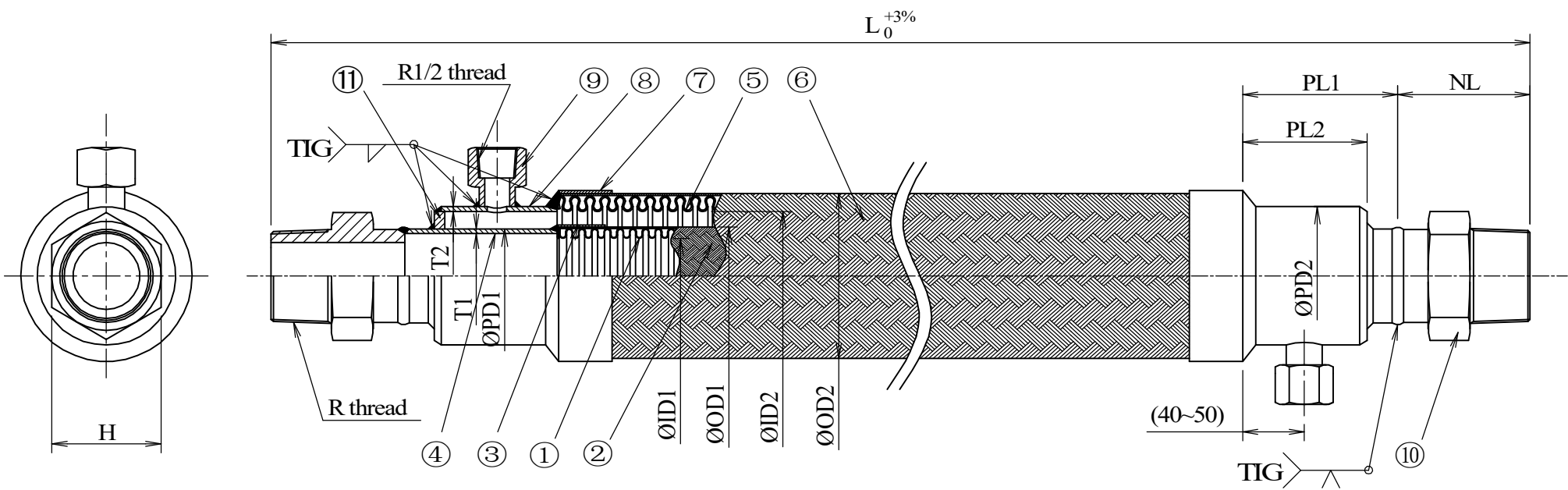


Customer	--
Project	--

MARK	DATE	REV. RECORD	REV. BY	APPR. BY
△				
△				
△				



Size		Nipple			Inner pipe			Inner tube		Outer pipe			Outer tube		Length	Q'ty
DN	Inch	H	NL	R	PD1	T1	PL1	ID1	OD1	PD2	T2	PL2	ID2	OD2	L	Q
15	1/2	22	33	1/2	21.7	2.1	90	13	19.6	34	2.8	70	26.8	38.1	-	-
20	3/4	27	37	3/4	27.2	2.1	90	19	26.9	42.7	2.8	70	32.5	46.6	-	-
25	1	35	40	1	34	2.8	100	25.3	34	48.6	2.8	80	41.1	56.7	-	-
32	1-1/4	43	46	1-1/4	42.7	2.8	100	33.5	42.2	60.5	2.8	80	54	72.1	-	-
40	1-1/2	49	49	1-1/2	48.6	2.8	100	39.1	49.1	76.3	3.0	80	67	87.6	-	-
50	2	61	55	2	60.5	2.8	100	52.6	63.1	89.1	3.0	80	79	102.5	-	-

11	Ring	SUS304	2	-	
10	Nipple	SUS304/SS400	2	-	Customer
9	Socket	SUS304/SS400	2	Rc1/2 thread	Nominal Dia
8	Outer pipe	SUS304/SGP	2	SCH10-DN--	Length
7	Braid sleeve 2	SUS304	2	-	Fluid
6	Outer braid	SUS304	1	1 ply	Design press
5	Outer tube	SUS304	1	SA - DN--	Design temper.
4	Inner pipe	SUS304/SGP	2	SCH10-DN--	Hydraulic test
3	Braid sleeve 1	SUS304	2	-	Pneumatic test
2	Inner braid	SUS304	1	1 ply	Bend radius
1	Inner tube	SUS304	1	STD - DN--	Axial move
No	Parts name	Material	Q'ty	Remark	Lateral move

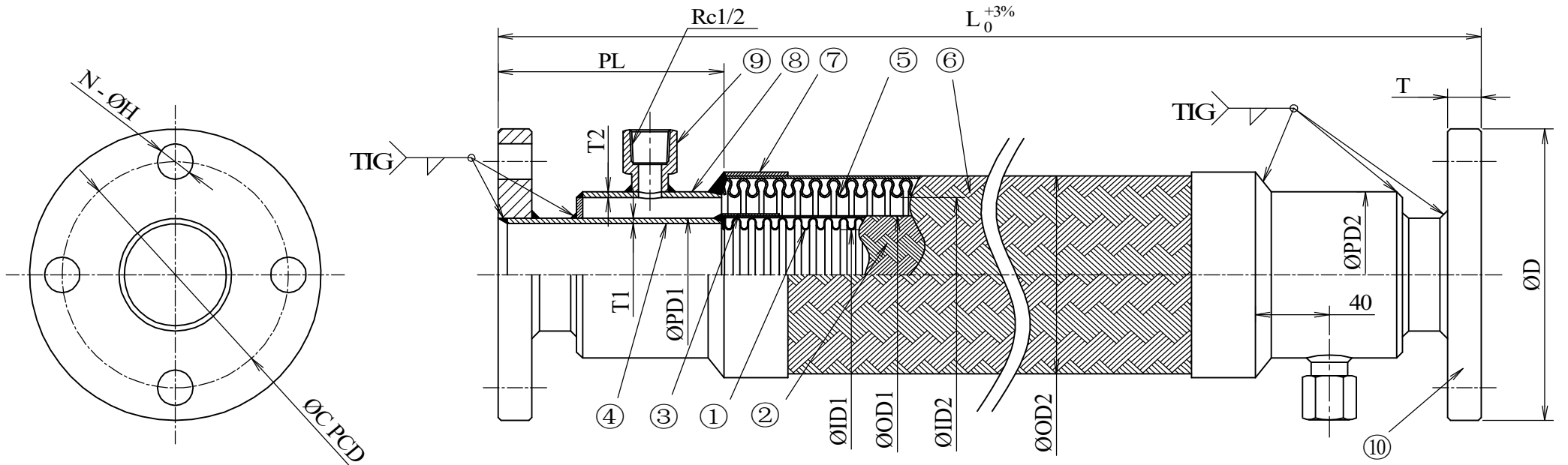
Product Name	NFK-VN6000S Metallic Flexible Hose		
Projection method		Scale	Free
Date	Approved	Checked	Drawn
17/05/2022	-	-	Dat
Draw No	NFK-VN000***		

A Member Of Nagoku Flexible Hose Industry  
**NFK VIET NAM CO.,LTD**

**Note:**  
1.  
2.  
3.

Customer	--
Project	--

MARK	DATE	REV. RECORD	REV. BY	APPR. BY
△				
△				
△				



Size		Flange				Inner pipe				Inner tube			Outer pipe			Outer tube			Length	Q'ty	Weight
DN	Inch	D	C	T	N-H	DN	PD1	T1	PL	DN	ID1	OD1	DN	PD2	T2	DN	ID2	OD2	L	Q	W(kg)
50	2	155	120	16	4-19	50	60.5	2.8	120	50	52.6	63.1	80	89.1	3.0	80	79	102.5	500~	-	-
65	2-1/2	175	140	18	4-19	65	76.3	3.0	120	65	66	78.6	100	114.3	3.0	100	103	128	500~	-	-
80	3	185	150	18	8-19	80	89.1	3.0	120	80	75	93.3	125	139.8	3.4	125	129	156.5	500~	-	-
100	4	210	175	18	8-19	100	114.3	3.0	120	100	101	123	150	165.2	3.4	150	153	185.3	500~	-	-
125	5	250	210	20	8-23	125	139.8	3.4	120	125	123.8	148.5	200	216.3	4.0	200	199	233	500~	-	-
150	6	280	240	22	8-23	150	165.2	3.4	120	150	148.8	175.5	250	267.4	4.0	250	250.8	288	500~	-	-
200	8	330	290	22	12-23	200	216.3	4.0	120	200	194.6	227.5	300	318.5	4.5	300	300.8	339	500~	-	-

**Note:**

- 1.
- 2.
- 3.

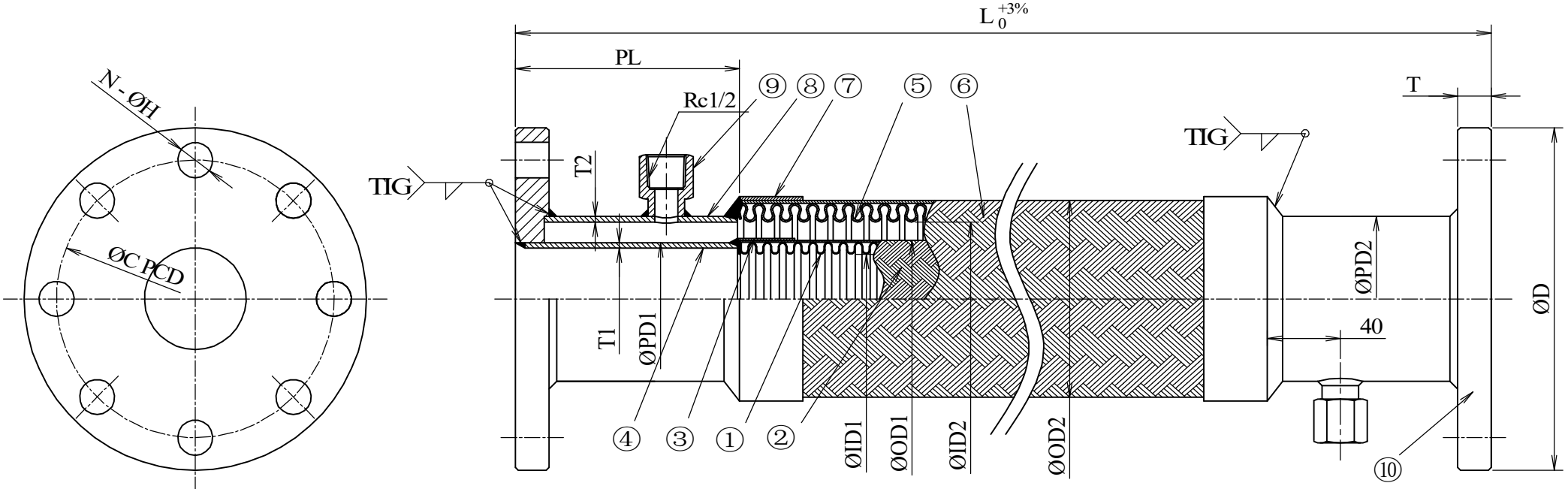
10	Fixed flange	SUSF304	2	JIS10K FF	Customer	-	Product Name	NFK-VN6000S Metallic Flexible Hose				
9	Socket	SUS304	2	BSPT Rc	Nominal Dia	DN--		Projection method				
8	Outer pipe	SUS304	2	SCH10-DN--	Length	L--- mm	Date		Approved	Checked	Drawn	Scale
7	Braid sleeve 2	SUS304	2	-	Fluid	--						
6	Outer braid	SUS304	1	1 ply	Design press	1.0 Mpa	17/05/2022	-	-	Dat	Design temper.	40 °C
5	Outer tube	SUS304	1	SA - DN--	Hydraulic test	- Mpa						
4	Inner pipe	SUS304	2	SCH10-DN--	Pneumatic test	1.1 Mpa	A Member Of Nagoku Flexible Hose Industry	NFK VIET NAM CO.,LTD				
3	Braid sleeve 1	SUS304	2	-	Bend radius	- mm						
2	Inner braid	SUS304	1	1 ply	Axial move	- mm	Draw No	NFK-VN000***				
1	Inner tube	SUS304	1	STD - DN--	Lateral move	10 mm						

12	-	-	-	-	2	Inner braid	SUS304	1	1 ply	Bend radius	- mm
11	Ring	SUS304	2	-	1	Inner tube	SUS304	1	STD - DN--	Axial move	- mm
No	Parts name	Material	Q'ty	Remark	No	Parts name	Material	Q'ty	Remark	Lateral move	10 mm



Customer	--
Project	--

MARK	DATE	REV. RECORD	REV. BY	APPR. BY
△				
△				
△				



Size		Flange					Inner pipe				Inner tube			Outer pipe			Outer tube			Length	Q'ty	Weight
DN	Inch	D	C	T	N-H	DN	PD1	T1	PL	DN	ID1	OD1	DN	PD2	T2	DN	ID2	OD2	L	Q	W(kg)	
80	3	185	150	18	8-19	50	60.5	2.8	120	50	52.6	63.1	80	89.1	3.0	80	79	102.5	500~	-	-	
100	4	210	175	18	8-19	65	76.3	3.0	120	65	66	78.6	100	114.3	3.0	100	103	128	500~	-	-	
125	5	250	210	20	8-23	80	89.1	3.0	120	80	75	93.3	125	139.8	3.4	125	129	156.5	500~	-	-	
150	6	280	240	22	8-23	100	114.3	3.0	120	100	101	123	150	165.2	3.4	150	153	185.3	500~	-	-	
200	8	330	290	22	12-23	125	139.8	3.4	120	125	123.8	148.5	200	216.3	4.0	200	199	233	500~	-	-	
250	10	400	355	24	12-25	150	165.2	3.4	120	150	148.8	175.5	250	267.4	4.0	250	250.8	288	500~	-	-	
300	12	445	400	24	16-25	200	216.3	4.0	120	200	194.6	227.5	300	318.5	4.5	300	300.8	339	500~	-	-	

10	Fixed flange	SUSF304	2	JIS10K FF	Customer	-
9	Socket	SUS304	2	BSPT Rc	Nominal Dia	DN--
8	Outer pipe	SUS304	2	SCH10-DN--	Length	L--- mm
7	Braid sleeve 2	SUS304	2	-	Fluid	--
6	Outer braid	SUS304	1	1 ply	Design press	1.0 Mpa
5	Outer tube	SUS304	1	SA - DN--	Design temper.	40 °C
4	Inner pipe	SUS304	2	SCH10-DN--	Hydraulic test	- Mpa
3	Braid sleeve 1	SUS304	2	-	Pneumatic test	1.1 Mpa
2	Inner braid	SUS304	1	1 ply	Bend radius	- mm
1	Inner tube	SUS304	1	STD - DN--	Axial move	- mm
No	Parts name	Material	Q'ty	Remark	Lateral move	10 mm

Product Name	NFK-VN6000F Metallic Flexible Hose		
Projection method		Scale	Free
Date	Approved	Checked	Drawn
17/05/2022	-	-	Dat
	A Member Of Nagoku Flexible Hose Industry NFK VIET NAM CO.,LTD		
Draw No	NFK-VN000***		

Note:

- 1.
- 2.
- 3.