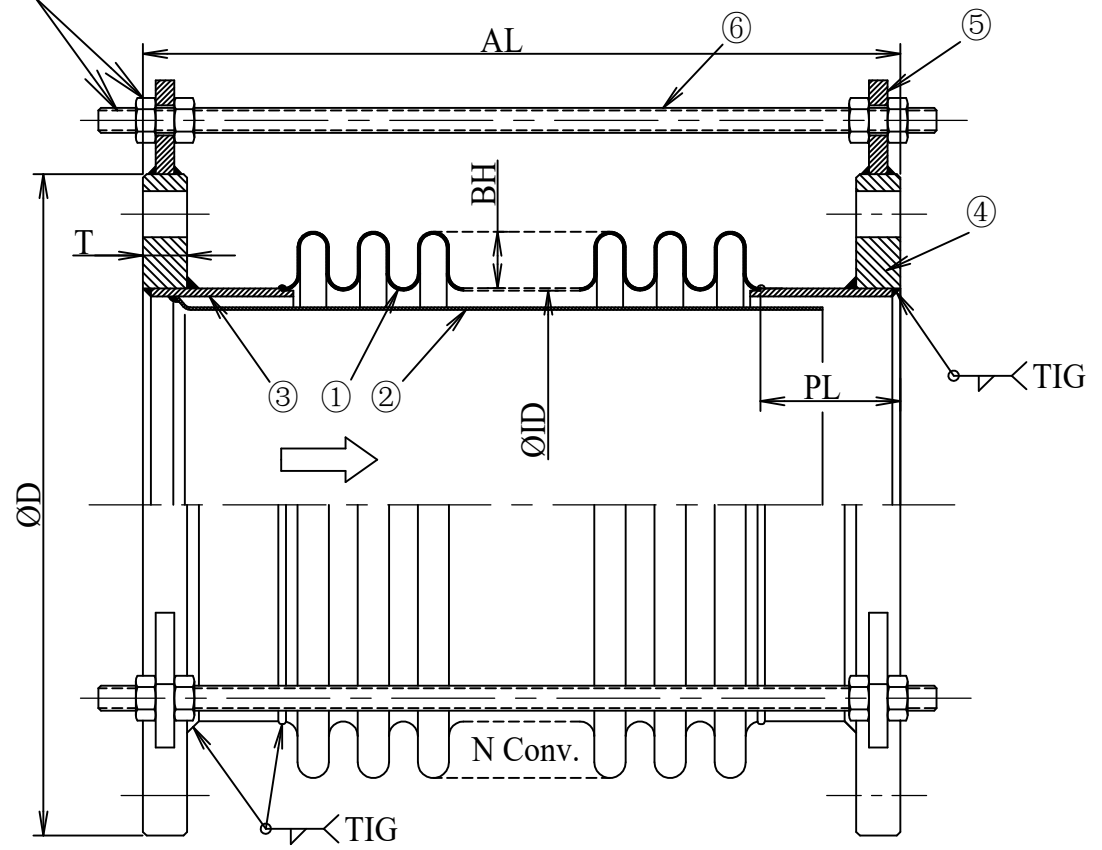
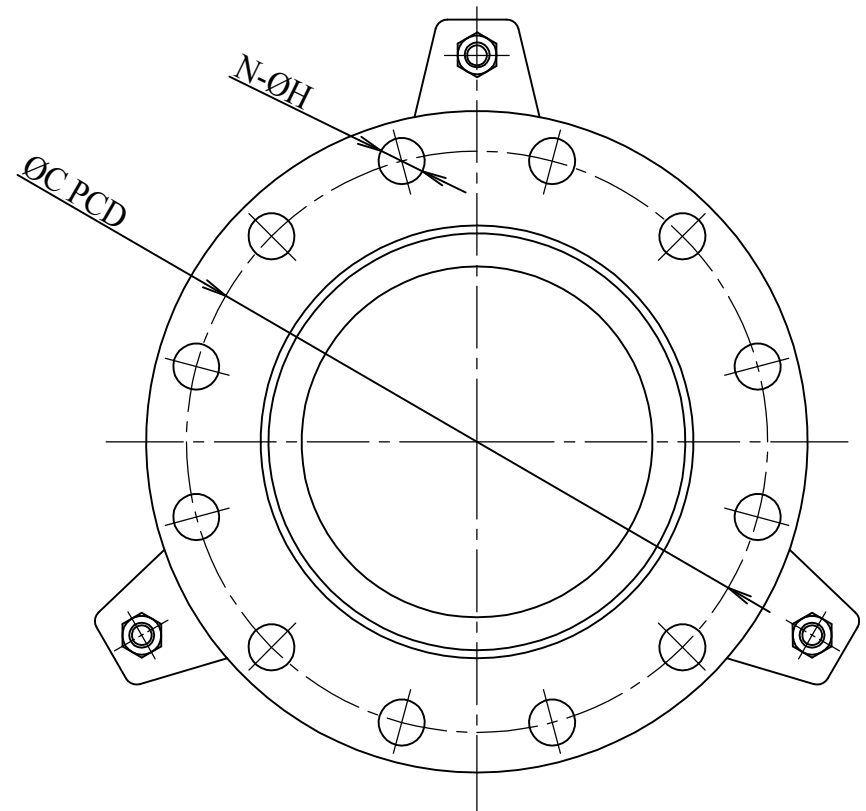


Customer	--
Project	-

MARK	DATE	REV. RECORD	REV. BY	APPR. BY
△				
△				
△				

Shipping bolts must be removed after installing



Size		End pipe		Flange				Bellows			Length	Q'ty
DN	Inch	PL		D	C	T	N-H	ID	BH	N	AL	Q
50	2	50		175	140	18	4-19	60.0	15.0	-	-	-
65	2-1/2	50		175	140	18	4-19	76.0	15.0	-	-	-
80	3	50		185	150	18	8-19	89.0	15.0	-	-	-
100	4	50		210	175	18	8-19	114.0	20.0	-	-	-
125	5	65		250	210	20	8-23	139.0	30.0	-	-	-
150	6	65		280	240	22	8-23	165.0	30.0	-	-	-
200	8	75		330	290	22	12-23	216.0	30.0	-	-	-
250	10	75		400	355	24	12-25	265.0	40.0	-	-	-
300	12	75		445	400	24	16-25	318.0	40.0	-	-	-

Note:

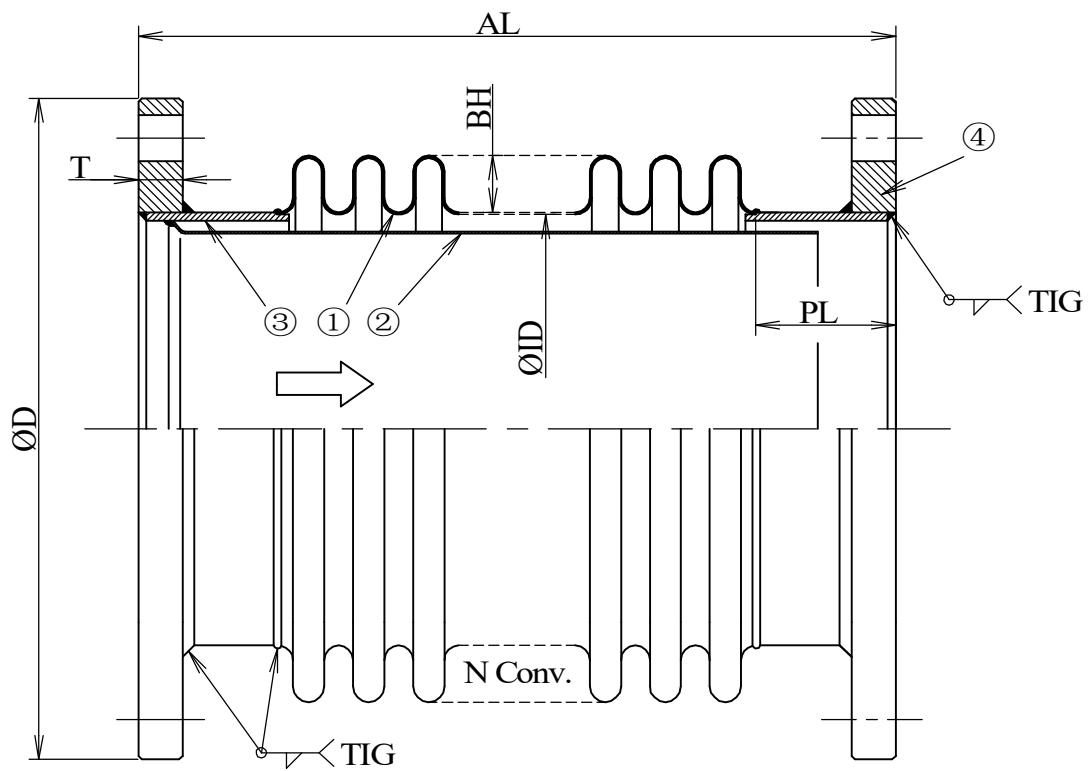
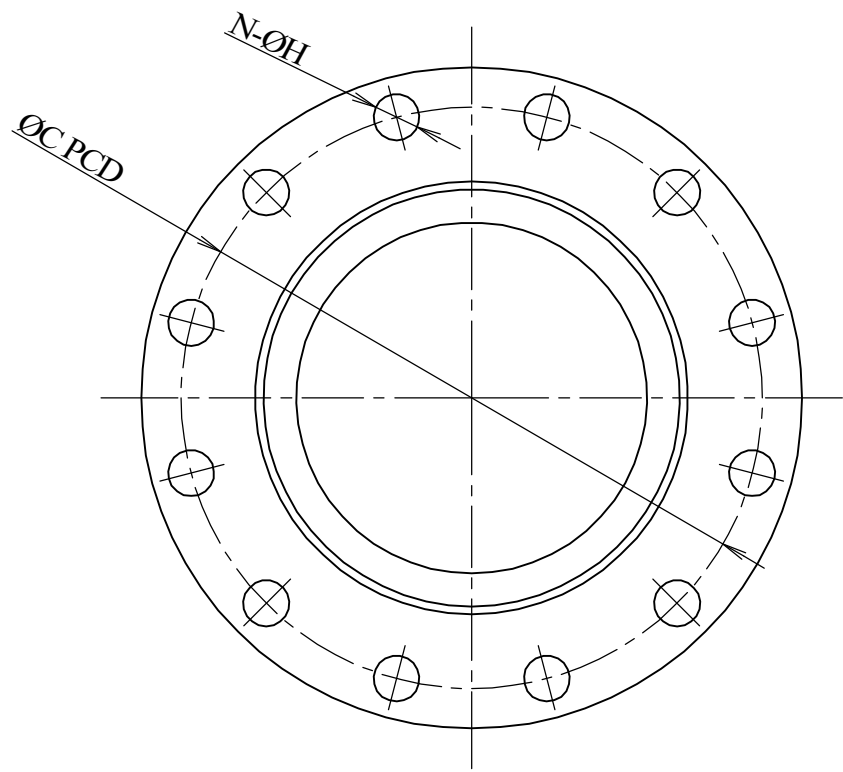
- 1.
- 2.
- 3.

10	-	-	-	-	Customer	-	Product Name	NK-VN6500			
9	-	-	-	-	Nominal Dia	DN50-300	Bellows type Expansion Joint				
8	-	-	-	-	Length	L--- mm	Projection method		Scale	Free	
7	-	-	-	-	Fluid	-	Date	27/05/2022	Approved	Checked	Drawn
6	Shipping bolts	SS400	3	M--	Design press	0.1~ Mpa					
5	Holder	SS400/SUS304	6	For M--	Design tem.	40~ °C				Dat	
4	Flange	SS400/SUS304	2	JIS 10K	Hydro test	- Mpa					
3	End pipe	SGP/SUS304	2	-	Pneum. test	- Mpa					
2	Inner sleeve	SUS304	1	-	Bend radius	- mm					
1	Bellows	SUS304/316L	1	MF type	Axial move	- mm					
No	Parts name	Material	Q'ty	Remark	Lateral move	- mm	Draw No	NFK-VN000***			

A Member Of Nagoku Flexible Hose Industry
NFK VIET NAM CO.,LTD

Customer	--
Project	-

MARK	DATE	REV. RECORD	REV. BY	APPR. BY
△				
△				
△				



Size		End pipe		Flange			Bellows			Length	Q'ty	
DN	Inch	PL		D	C	T	N-H	ID	BH	N	AL	Q
50	2	50		175	140	18	4-19	60.0	15.0	-	-	-
65	2-1/2	50		175	140	18	4-19	76.0	15.0	-	-	-
80	3	50		185	150	18	8-19	89.0	15.0	-	-	-
100	4	50		210	175	18	8-19	114.0	20.0	-	-	-
125	5	65		250	210	20	8-23	139.0	30.0	-	-	-
150	6	65		280	240	22	8-23	165.0	30.0	-	-	-
200	8	75		330	290	22	12-23	216.0	30.0	-	-	-
250	10	75		400	355	24	12-25	265.0	40.0	-	-	-
300	12	75		445	400	24	16-25	318.0	40.0	-	-	-

Note:

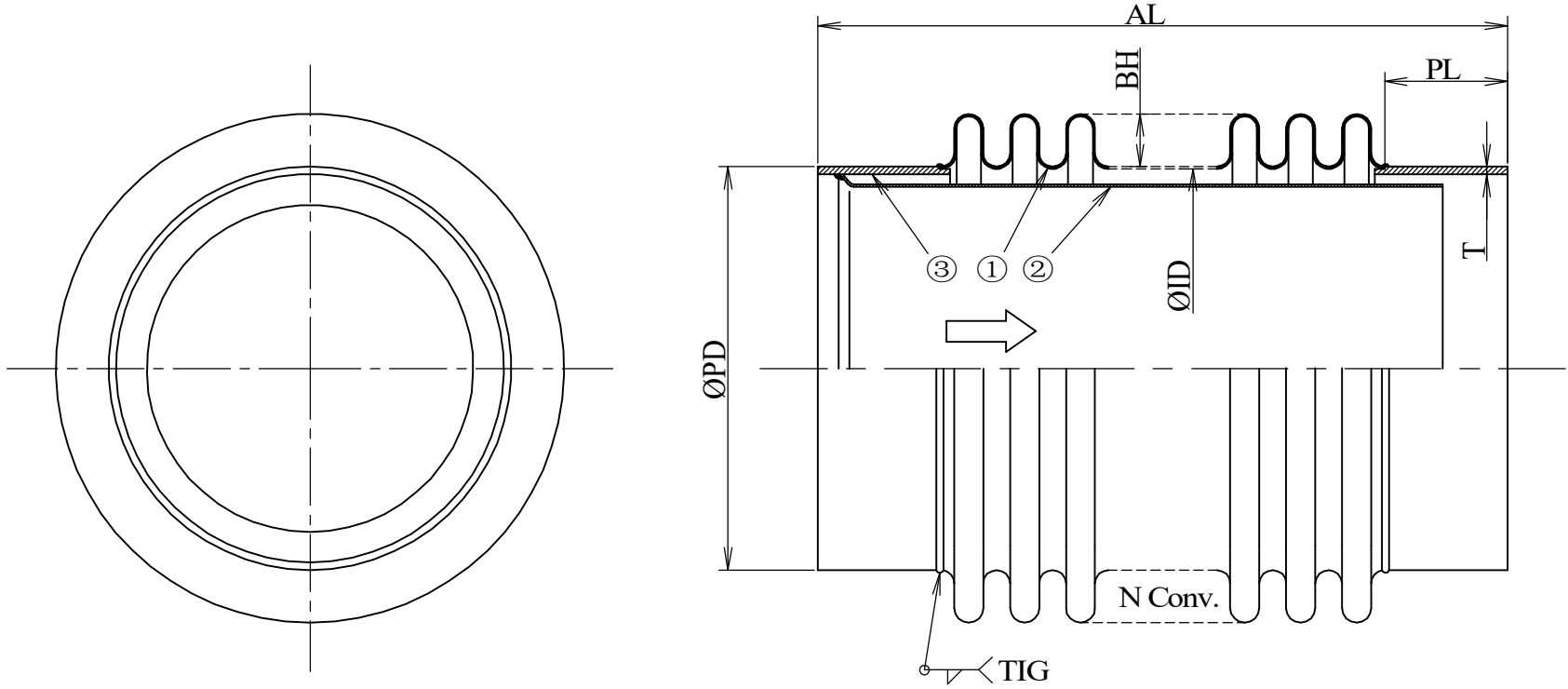
- 1.
- 2.
- 3.

10	-	-	-	-	Customer	-	Product Name	NK-VN6600			
9	-	-	-	-	Nominal Dia	DN50-300	Bellows type Expansion Joint				
8	-	-	-	-	Length	L-- mm	Projection method		Scale	Free	
7	-	-	-	-	Fluid	-			Date	Approved	Checked
6	-	-	-	-	Design press	0.1~ Mpa	27/05/2022	-	-	Dat	
5	-	-	-	-	Design tem.	40~ °C					
4	Flange	SS400/SUS304	2	JIS 10K	Hydro test	- Mpa					
3	End pipe	SGP/SUS304	2	-	Pneum. test	- Mpa					
2	Inner sleeve	SUS304	1	-	Bend radius	- mm					
1	Bellows	SUS304/316L	1	MF type	Axial move	- mm					
No	Parts name	Material	Q'ty	Remark	Lateral move	- mm	Draw No	NFK-VN000***			

A Member Of Nagoku Flexible Hose Industry
NFK VIET NAM CO.,LTD

Customer	-
Project	-

MARK	DATE	REV. RECORD	REV. BY	APPR. BY
△				
△				
△				



Size		End pipe			Bellows			Length	Q'ty
DN	Inch	D1	T1	PL	ID	BH	N	AL	Q
50	2	60.5	3.8	50	60.0	15.0	-	-	-
65	2-1/2	76.3	4.2	50	76.0	15.0	-	-	-
80	3	89.1	4.2	50	89.0	15.0	-	-	-
100	4	114.3	4.5	50	114.0	20.0	-	-	-
125	5	139.8	4.5	65	139.0	30.0	-	-	-
150	6	165.2	5.0	65	165.0	30.0	-	-	-
200	8	216.3	5.8	75	216.0	30.0	-	-	-
250	10	267.4	6.6	75	265.0	40.0	-	-	-
300	12	318.5	6.9	75	318.0	40.0	-	-	-

Note:
 1.
 2.
 3.

10	-	-	-	-	Customer	-	Product Name	NK-VN6700		
9	-	-	-	-	Nominal Dia	DN50-300	Bellows type Expansion Joint			
8	-	-	-	-	Length	L-- mm	Projection method	Scale	Free	Date
7	-	-	-	-	Fluid	-				
6	-	-	-	-	Design press	0.1~ Mpa	27/05/2022	Approved	Checked	Drawn
5	-	-	-	-	Design tem.	40~ °C				
4	-	-	-	-	Hydro test	- Mpa	A Member Of Nagoku Flexible Hose Industry NFK VIET NAM CO.,LTD	Draw No NFK-VN000***		
3	End pipe	SGP/SUS304	2	-	Pneum. test	- Mpa				
2	Inner sleeve	SUS304	1	-	Bend radius	- mm				
1	Bellows	SUS304/316L	1	MF type	Axial move	- mm				
No	Parts name	Material	Q'ty	Remark	Lateral move	- mm				